

700 Ultraflow Series



- Female thread ¾", 1", 1 ½", 2"
- Globe configuration
- Body and bonnet in Nylon reinforced with fiberglass (30%)

Features

- Internal manual bleed
- Flow control (excluding ¾" model)
- Slow, anti-water hammer closing
- Buna-N diaphragm
- Captive Solenoid (the plunger is retained in the solenoid)

Additional Features

- Internal filter in stainless steel 150 Mesh (excluding ¾" model)
- Unique straight-through flow path for low pressure loss
- Brass shaft and stainless steel travel stop plate for membrane protection

Specifications

- Flow Range: 0,02 – 42,0 m³/h (0,3 – 700 l/min)
- Operating pressure: 0,7 – 10,0 bar
- Solenoid 24VAC – 50Hz
 - Inrush current 0,34 A
 - Holding current 0,20 A



Options

- Accepts OmniReg pressure regulator

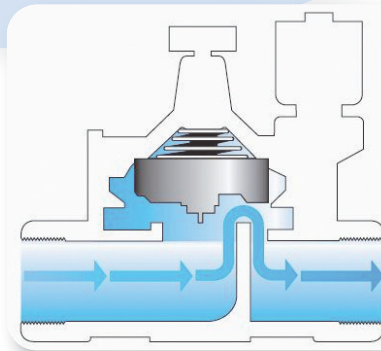
The 700 Ultraflow series offers the right solution when working with very dirty water even in large systems; in fact, the stainless steel filter ensures regular valve functioning even in the presence of debris. In addition, the water runs through the valves on a straight path without curves thus ensuring considerable reduction in pressure drops.



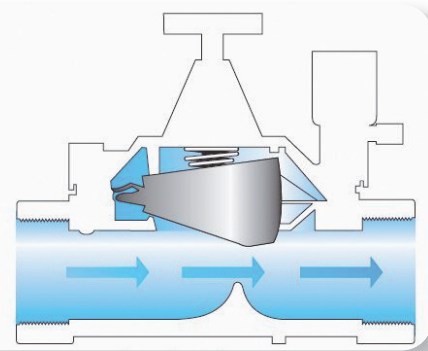
700 Ultraflow Series



Water cleanliness is ensured by the internal 150-mesh stainless steel filter



Standard flow path



The UltraFlow Series straight-through flow path

Pressure Loss (bar)

m³/h	0,02	0,45	1,2	2,4	3,6	4,8	6,0	7,2	8,4	9,6	10,8	12,0	15,0	18,0	21,0	24,0	27,0	30,0	33,0	36,0	39,0	42,0
l/min	0,3	8	20	40	60	80	100	120	140	160	180	200	250	300	350	400	450	500	550	600	650	700
¾"	0,02	0,02	0,06	0,09	0,15	0,25	0,37	0,51	-	-	-	-	-	-	-	-	-	-	-	-	-	-
1"	0,15	0,11	0,12	0,13	0,16	0,17	0,19	0,24	0,32	0,43	0,54	-	-	-	-	-	-	-	-	-	-	-
1 ½"	-	-	-	-	0,02	0,03	0,04	0,05	0,07	0,08	0,10	0,11	0,18	0,26	0,36	0,47	0,59	0,73	-	-	-	-
2"	-	-	-	-	-	-	0,04	0,05	0,05	0,06	0,07	0,07	0,10	0,14	0,16	0,23	0,27	0,32	0,38	0,44	0,51	0,60

Codification

Code	Description
700B-.75-50H	Valve 700 Ultraflow ¾" female, without Flow Control
700-I-BSP	Valve 700 Ultraflow 1" female, Flow Control
700-I.5-BSP	Valve 700 Ultraflow 1 1/2" female, Flow Control
700-2-BSP	Valve 700 Ultraflow 2" female, Flow Control
700-.75-LS	Valve 700 Ultraflow ¾" female, without Flow Control, without solenoid
700-I-BSP-LS	Valve 700 Ultraflow 1" female, Flow Control, without solenoid
700-I.5-BSP-LS	Valve 700 Ultraflow 1 1/2" female, Flow Control, without solenoid
700-2-BSP-LS	Valve 700 Ultraflow 2" female, Flow Control, without solenoid